

2026 GVRL Handicap

Eric's System

How handicaps are calculated.

Discipline Handicaps			GVRL HANDICAP RESULTS		Awards: *HANDICAP RESULTS. (Sort: Team Points/Raw Time) [THIS FIRST]								
Alpine	n/a												
Snowboard	0.30												
Telemark	0.20												
Par Time Right/R			20.17										
Par Time Left/Bl			19.89										
Par Total			40.06		Please email eric@allsounddesigns.com with any questions.								
#	Team	Bib	Name	Gender	Age	Discipline	Right Red	Left Blue	Total Time	Par	Handicap	Adj. Handicap	Team Points
1	TEAM CMU	5	Bruce McKay	M	70	Alpine	21.67	21.38	43.05	7%	6.95	6.95	122
2	Bank of CO	51	Greg Dahl	M	41	Alpine	20.41	19.72	40.13	0%	0.17	0.17	107
3	Board N Buckle	60	Matthias Schmid	M	49	Alpine	20.68	19.86	40.54	1%	1.18	1.18	107
4	Board N Buckle	72	Tyson Elliott	M	38	Alpine	20.44	19.81	40.25	0%	0.47	0.47	101
5	TEAM CMU	10	Mason Klebold	M	45	Alpine	21.79	21.17	42.96	7%	6.75	6.75	92
6	POWDERHOR	20	Ryan Schramm	M	46	Alpine	22.05	21.47	43.52	8%	7.95	7.95	89
7	Board N Buckle	74	Alaina Brennan	F	35	Alpine	23.75	22.81	46.56	14%	13.96	13.96	86
8	Bank of CO	49	Ben Holzschuh	M	41	Alpine	22.05	21.92	43.97	9%	8.89	8.89	83
9	Board N Buckle	63	Alex Avrett	M	61	Alpine	23.44	22.78	46.22	13%	13.33	13.33	83
10	Board N Buckle	70	Karyn Zyvan	F	43	Alpine	24.19	23.82	48.01	17%	16.56	16.56	83
11	Bank of CO	53	Chris Morstad	M	46	Alpine	22.60	22.11	44.71	10%	10.40	10.40	80
12	POWDERHOR	34	Chris Parrino	M	52	Alpine	22.95	22.53	45.48	12%	11.92	11.92	80
13	Bank of CO	40	John Schmidt	M	47	Alpine	22.77	22.51	45.28	12%	11.53	11.53	77
14	TEAM CMU	1	Mike Foster	M	55	Alpine	23.51	23.04	46.55	14%	13.94	13.94	77
15	Board N Buckle	61	Kristin Winn	F	74	Alpine	28.86	28.04	56.9	30%	29.60	29.60	77
16	TEAM CMU	13	Jack O'Neal	M	61	Alpine	24.33	23.6	47.93	16%	16.42	16.42	74
17	TEAM CMU	15	Greg Sharpe	M	68	Alpine	24.93	24.2	49.13	18%	18.46	18.46	74
18	Gear Junction	117	Retta Bruegger	F	41	Alpine	25.12	24.52	49.64	19%	19.30	19.30	74
19	Bank of CO	47	Malia Green	F	46	Alpine	25.3	24.88	50.18	20%	20.17	20.17	74
20	TEAM CMU	17	Nici Flann	F	54	Alpine	26.14	25.15	51.29	22%	21.90	21.90	74
21	POWDERHOR	35	Mike Notch	M	70	Alpine	26.1	25.57	51.67	22%	22.47	22.47	74
22	Board N Buckle	75	Jake Gustafson	M	15	Alpine	21.77	21.49	43.26	7%	7.40	7.40	71
23	TEAM CMU	3	Tom Benton	M	67	Alpine	25.42	24.73	50.15	20%	20.12	20.12	69
24	Board N Buckle	73	Steve Renstrom	M	70	Alpine	27.31	26.7	54.01	26%	25.83	25.83	67
25	TEAM CMU	6	Joni Coleman	F	66	Alpine	29.41	27.42	56.83	30%	29.51	29.51	67
26	Gear Junction	111	Cole Hanson	M	37	Alpine	23.18	22.6	45.78	12%	12.49	12.49	66
27	TEAM CMU	9	Melvin Thorson	M	69	Alpine	26.32	25.58	51.9	23%	22.81	22.81	66
28	Bank of CO	58	Sara Landis	F	44	Alpine	26.71	25.23	51.94	23%	22.87	22.87	65
29	Board N Buckle	64	Diane Myers	F	60	Telemark	32.17	31.81	63.98	37%	37.39	29.91	64
30	Board N Buckle	71	Chris Felczak	M	67	Alpine	27.03	26.31	53.34	25%	24.90	24.90	62
31	Board N Buckle	67	Kent Foster	M	73	Alpine	28.49	27.81	56.3	29%	28.85	28.85	62
32	POWDERHOR	26	James Miller	M	32	Alpine	23.75	22.39	46.14	13%	13.18	13.18	59
33	Gear Junction	101	SpeedyRob Han	M	64	Alpine	26.71	25.94	52.65	24%	23.91	23.91	58
34	TEAM CMU	12	Seth Rockey	M	36	Alpine	23.96	23.38	47.34	15%	15.38	15.38	57
35	POWDERHOR	31	Kathy Goody	F	55	Alpine	29.38	28.18	57.56	30%	30.40	30.40	56
36	POWDERHOR	33	Kodi	F	35	Snowboard	31.65	30.65	62.3	36%	35.70	24.99	54
37	Gear Junction	113	Jeremy Sewell	M	40	Alpine	24.82	23.75	48.57	18%	17.52	17.52	53

How handicaps are calculated.

1. % Behind Par (I set par)

Discipline Handicaps

Alpine

n/a

Snowboard

0.30

Telemark

0.20

GVRL HANDICAP RESULTS

Awards:

*HANDICAP RESULTS. (Sort: Team Points/Raw Time) [THIS FIRST]

Par Time Right/R

20.17

Par Time Left/BI

19.89

Par Total

40.06

Please email eric@allsounddesigns.com with any questions.

#

Team

Bib

Name

Gender

Age

Discipline

Right Red

Left Blue

Total Time

Par

Handicap

Adj. Handicap

Team Points

1

TEAM CMU

5

Bruce McKay

M

70

Alpine

21.67

21.38

43.05

7%

6.95

6.95

122

2

Bank of CO

51

Greg Dahl

M

41

Alpine

20.41

19.72

40.13

0%

0.17

0.17

107

3

Board N Buckle

60

Matthias Schmid

M

49

Alpine

20.68

19.86

40.54

1%

1.18

1.18

107

4

Board N Buckle

72

Tyson Elliott

M

38

Alpine

20.44

19.81

40.25

0%

0.47

0.47

101

5

TEAM CMU

10

Mason Klebold

M

45

Alpine

21.79

21.17

42.96

7%

6.75

6.75

92

6

POWDERHOR

20

Ryan Schramm

M

46

Alpine

22.05

21.47

43.52

8%

7.95

7.95

89

7

Board N Buckle

74

Alaina Brennan

F

35

Alpine

23.75

22.81

46.56

14%

13.96

13.96

86

8

Bank of CO

49

Ben Holzschuh

M

41

Alpine

22.05

21.92

43.97

9%

8.89

8.89

83

9

Board N Buckle

63

Alex Avrett

M

61

Alpine

23.44

22.78

46.22

13%

13.33

13.33

83

10

Board N Buckle

70

Karyn Zyvan

F

43

Alpine

24.19

23.82

48.01

17%

16.56

16.56

83

11

Bank of CO

53

Chris Morstad

M

46

Alpine

22.60

22.11

44.71

10%

10.40

10.40

80

12

POWDERHOR

34

Chris Parrino

M

52

Alpine

22.95

22.53

45.48

12%

11.92

11.92

80

13

Bank of CO

40

John Schmidt

M

47

Alpine

22.77

22.51

45.28

12%

11.53

11.53

77

14

TEAM CMU

1

Mike Foster

M

55

Alpine

23.51

23.04

46.55

14%

13.94

13.94

77

15

Board N Buckle

61

Kristin Winn

F

74

Alpine

28.86

28.04

56.9

30%

29.60

29.60

77

16

TEAM CMU

13

Jack O'Neal

M

61

Alpine

24.33

23.6

47.93

16%

16.42

16.42

74

17

TEAM CMU

15

Greg Sharpe

M

68

Alpine

24.93

24.2

49.13

18%

18.46

18.46

74

18

Gear Junction

117

Retta Bruegger

F

41

Alpine

25.12

24.52

49.64

19%

19.30

19.30

74

19

Bank of CO

47

Malia Green

F

46

Alpine

25.3

24.88

50.18

20%

20.17

20.17

74

20

TEAM CMU

17

Nici Flann

F

54

Alpine

26.14

25.15

51.29

22%

21.90

21.90

74

21

POWDERHOR

35

Mike Notch

M

70

Alpine

26.1

25.57

51.67

22%

22.47

22.47

74

22

Board N Buckle

75

Jake Gustafson

M

15

Alpine

21.77

21.49

43.26

7%

7.40

7.40

71

23

TEAM CMU

3

Tom Benton

M

67

Alpine

25.42

24.73

50.15

20%

20.12

20.12

69

24

Board N Buckle

73

Steve Renstrom

M

70

Alpine

27.31

26.7

54.01

26%

25.83

25.83

67

25

TEAM CMU

6

Joni Coleman

F

66

Alpine

29.41

27.42

56.83

30%

29.51

29.51

67

26

Gear Junction

111

Cole Hanson

M

37

Alpine

23.18

22.6

45.78

12%

12.49

12.49

66

27

TEAM CMU

9

Melvin Thorson

M

69

Alpine

26.32

25.58

51.9

23%

22.81

22.81

66

28

Bank of CO

58

Sara Landis

F

44

Alpine

22.87

65

29

Board N Buckle

64

Diane Myers

F

60

Telemark

32.17

31.81

63.98

37%

37.39

29.91

64

30

Board N Buckle

71

Chris Felczak

M

67

Alpine

24.90

62

31

Board N Buckle

67

Kent Foster

M

73

Alpine

28.49

27.81

56.3

29%

28.85

28.85

62

32

POWDERHOR

26

James Miller

M

32

Alpine

23.75

22.39

46.14

13%

13.18

13.18

59

33

Gear Junction

101

Speedy/Rob Han

M

64

Alpine

26.71

25.94

52.65

24%

23.91

23.91

58

34

TEAM CMU

12

Seth Rockey

M

36

Alpine

23.96

23.38

47.34

15%

15.38

15.38

57

35

POWDERHOR

31

Kathy Goody

F

55

Alpine

29.38

28.18

57.56

30%

30.40

30.40

56

36

POWDERHOR

33

Kodi

F

35

Snowboard

31.65

30.65

62.3

36%

35.70

24.99

54

37

Gear Junction

113

Jeremy Sewell

M

40

Alpine

24.82

23.75

48.57

18%

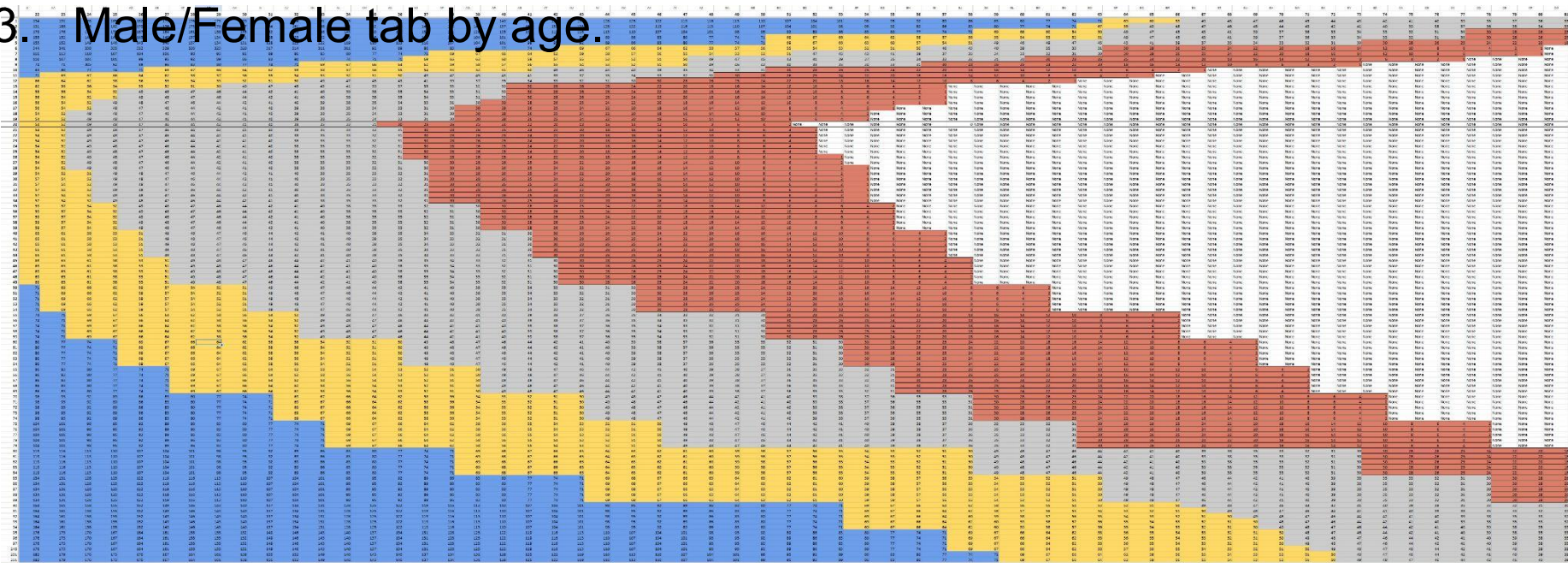
17.52

17.52

53

How handicaps are calculated.

1. % Behind Par (I set par)
2. Discipline Adj- Handicap
3. Male/Female tab by age.



How handicaps are calculated.

1. % Behind Par (I set par)
2. Discipline Ad- Handicap
3. Male/Female tab by age.


	W	X	Y	Z	AA	AB	AC	AD	AE	AF	AG	AH	AI	AJ	AK	AL	AM	AN	AO	AP	AQ	AR	AS
19	20	21	22	23	24	25	26	27	28	29	30	31	32	33	34	35	36	37	38	39	40		
33	66	62	59	57	54	52	49	48	47	46	44	42	41	40	38	35	33	32	31	30	28	26	
34	66	62	59	57	54	52	49	48	47	46	44	42	41	40	38	35	33	32	31	30	28	26	
35	66	62	59	57	54	52	49	48	47	46	44	42	41	40	38	35	33	32	31	30	28	26	
36	66	62	59	57	54	52	49	48	47	46	44	42	41	40	38	35	33	32	31	30	28	26	
37	66	62	59	57	54	52	49	48	47	46	44	42	41	40	38	35	33	32	31	30	28	26	
38	66	62	59	57	54	52	49	48	47	46	44	42	41	40	38	35	33	32	31	30	28	26	
39	66	62	59	57	54	52	49	48	47	46	44	42	41	40	38	35	33	32	31	30	28	26	
40	66	62	59	57	54	52	49	48	47	46	44	42	41	40	38	35	33	32	31	30	28	26	
41	66	62	59	57	54	52	49	48	47	46	44	42	41	40	38	35	33	32	31	30	28	26	
42	66	62	59	57	54	52	49	48	47	46	44	42	41	40	38	35	33	32	31	30	28	26	
43	66	62	59	57	54	52	49	48	47	46	44	42	41	40	38	35	33	32	31	30	28	26	
44	66	62	59	57	54	52	49	48	47	46	44	42	41	40	38	35	33	32	31	30	28	26	
45	66	62	59	57	54	52	49	48	47	46	44	42	41	40	38	35	33	32	31	30	28	26	
46	66	62	59	57	54	52	49	48	47	46	44	42	41	40	38	35	33	32	31	30	28	26	
47	66	62	59	57	54	52	49	48	47	46	44	42	41	40	38	35	33	32	31	30	28	26	
48	66	62	59	57	54	52	49	48	47	46	44	42	41	40	38	35	33	32	31	30	28	26	
49	66	62	59	57	54	52	49	48	47	46	44	42	41	40	38	35	33	32	31	30	28	26	
50	66	62	59	57	54	52	49	48	47	46	44	42	41	40	38	35	33	32	31	30	28	26	
51	66	62	59	57	54	52	49	48	47	46	44	42	41	40	38	35	33	32	31	30	28	26	
52	66	62	59	57	54	52	49	48	47	46	44	42	41	40	38	35	33	32	31	30	28	26	
53	66	62	59	57	54	52	49	48	47	46	44	42	41	40	38	35	33	32	31	30	28	26	
54	66	62	59	57	54	52	49	48	47	46	44	42	41	40	38	35	33	32	31	30	28	26	
55	66	62	59	57	54	52	49	48	47	46	44	42	41	40	38	35	33	32	31	30	28	26	
56	66	62	59	57	54	52	49	48	47	46	44	42	41	40	38	35	33	32	31	30	28	26	
57	66	62	59	57	54	52	49	48	47	46	44	42	41	40	38	35	33	32	31	30	28	26	
58	66	62	59	57	54	52	49	48	47	46	44	42	41	40	38	35	33	32	31	30	28	26	
59	66	62	59	57	54	52	49	48	47	46	44	42	41	40	38	35	33	32	31	30	28	26	
60	66	62	59	57	54	52	49	48	47	46	44	42	41	40	38	35	33	32	31	30	28	26	
61	66	62	59	57	54	52	49	48	47	46	44	42	41	40	38	35	33	32	31	30	28	26	
62	66	62	59	57	54	52	49	48	47	46	44	42	41	40	38	35	33	32	31	30	28	26	
63	66	62	59	57	54	52	49	48	47	46	44	42	41	40	38	35	33	32	31	30	28	26	
64	66	62	59	57	54	52	49	48	47	46	44	42	41	40	38	35	33	32	31	30	28	26	
65	66	62	59	57	54	52	49	48	47	46	44	42	41	40	38	35	33	32	31	30	28	26	
66	66	62	59	57	54	52	49	48	47	46	44	42	41	40	38	35	33	32	31	30	28	26	
67	66	62	59	57	54	52	49	48	47	46	44	42	41	40	38	35	33	32	31	30	28	26	
68	66	62	59	57	54	52	49	48	47	46	44	42	41	40	38	35	33	32	31	30	28	26	
69	66	62	59	57	54	52	49	48	47	46	44	42	41	40	38	35	33	32	31	30	28	26	
70	66	62	59	57	54	52	49	48	47	46	44	42	41	40	38	35	33	32	31	30	28	26	
71	66	62	59	57	54	52	49	48	47	46	44	42	41	40	38	35	33	32	31	30	28	26	
72	66	62	59	57	54	52	49	48	47	46	44	42	41	40	38	35	33	32	31	30	28	26	
73	66	62	59	57	54	52	49	48	47	46	44	42	41	40	38	35	33	32	31	30	28	26	
74	66	62	59	57	54	52	49	48	47	46	44	42	41	40	38	35	33	32	31	30	28	26	
75	66	62	59	57	54	52	49	48	47	46	44	42	41	40	38	35	33	32	31	30	28	26	
76	66	62	59	57	54	52	49	48	47	46	44	42	41	40	38	35	33	32	31	30	28	26	
77	66	62	59	57	54	52	49	48	47	46	44	42	41	40	38	35	33	32	31	30	28	26	
78	66	62	59	57	54	52	49	48	47	46	44	42	41	40	38	35	33	32	31	30	28	26	
79	66	62	59	57	54	52	49	48	47	46	44	42	41	40	38	35	33	32	31	30	28	26	
80	66	62	59	57	54	52	49	48	47	46	44	42	41	40	38	35	33	32	31	30	28	26	
81	66	62	59	57	54	52	49	48	47	46	44	42	41	40	38	35	33	32	31	30	28	26	
82	66	62	59	57	54	52	49	48	47	46	44	42	41	40	38	35	33	32	31	30	28	26	
83	66	62	59	57	54	52	49	48	47	46	44	42	41	40	38	35	33	32	31	30	28	26	
84	66	62	59	57	54	52	49	48	47	46	44	42	41	40	38	35	33	32	31	30	28	26	
85	66	62	59	57	54	52	49	48	47	46	44	42	41	40	38	35	33	32	31	30	28	26	
86	66	62	59	57	54	52	49	48	47	46	44	42	41	40	38	35	33	32	31	30	28	26	
87	66	62	59	57	54	52	49	48	47	46	44	42	41	40	38	35	33	32	31	30	28	26	
88	66	62	59	57	54	52	49	48	47	46	44	42	41	40	38	35	33	32	31	30	28	26	
89	66	62	59	57	54	52	49	48	47	46	44	42	41	40	38	35	33	32	31	30	28	26	

How handicaps are calculated.

1. % Behind Par (I set par)
2. Discipline Adj- Handicap
3. Male/Female tab by age.
4. Final Team Points.

Discipline Handicaps			GVRL HANDICAP RESULTS		Awards: *HANDICAP RESULTS. (Sort: Team Points/Raw Time) !THIS FIRST!									
Alpine		n/a												
Snowboard		0.30												
Telemark		0.20												
Par Time Right/R		20.17												
Par Time Left/Bl		19.89												
Par Total		40.06	Please email eric@allsounddesigns.com with any questions.											
#	Team	Bib	Name	Gender	Age	Discipline	Right Red	Left Blue	Total Time	Par	Handicap	Adj. Handicap	Team Points	
1	TEAM CMU	5	Bruce McKay	M	70	Alpine	21.67	21.38	43.05	7%	6.95	6.95	122	
2	Bank of CO	51	Greg Dahl	M	41	Alpine	20.41	19.72	40.13	0%	0.17	0.17	107	
3	Board N Buckle	60	Matthias Schmid	M	49	Alpine	20.68	19.86	40.54	1%	1.18	1.18	107	
4	Board N Buckle	72	Tyson Elliott	M	38	Alpine	20.44	19.81	40.25	0%	0.47	0.47	101	
5	TEAM CMU	10	Mason Klebold	M	45	Alpine	21.79	21.17	42.96	7%	6.75	6.75	92	
6	POWDERHOR	20	Ryan Schramm	M	46	Alpine	22.05	21.47	43.52	8%	7.95	7.95	89	
7	Board N Buckle	74	Alaina Brennan	F	35	Alpine	23.75	22.81	46.56	14%	13.96	13.96	86	
8	Bank of CO	49	Ben Holzschuh	M	41	Alpine	22.05	21.92	43.97	9%	8.89	8.89	83	
9	Board N Buckle	63	Alex Avrett	M	61	Alpine	23.44	22.78	46.22	13%	13.33	13.33	83	
10	Board N Buckle	70	Karyn Zyvan	F	43	Alpine	24.19	23.82	48.01	17%	16.56	16.56	83	
11	Bank of CO	53	Chris Morstad	M	46	Alpine	22.60	22.11	44.71	10%	10.40	10.40	80	
12	POWDERHOR	34	Chris Parrino	M	52	Alpine	22.95	22.53	45.48	12%	11.92	11.92	80	
13	Bank of CO	40	John Schmidt	M	47	Alpine	22.77	22.51	45.28	12%	11.53	11.53	77	
14	TEAM CMU	1	Mike Foster	M	55	Alpine	23.51	23.04	46.55	14%	13.94	13.94	77	
15	Board N Buckle	61	Kristin Winn	F	74	Alpine	28.86	28.04	56.9	30%	29.60	29.60	77	
16	TEAM CMU	13	Jack O'Neal	M	61	Alpine	24.33	23.6	47.93	16%	16.42	16.42	74	
17	TEAM CMU	15	Greg Sharpe	M	68	Alpine	24.93	24.2	49.13	18%	18.46	18.46	74	
18	Gear Junction	117	Retta Bruegger	F	41	Alpine	25.12	24.52	49.64	19%	19.30	19.30	74	
19	Bank of CO	47	Malia Green	F	46	Alpine	25.3	24.88	50.18	20%	20.17	20.17	74	
20	TEAM CMU	17	Nici Flann	F	54	Alpine	26.14	25.15	51.29	22%	21.90	21.90	74	
21	POWDERHOR	35	Mike Notch	M	70	Alpine	26.1	25.57	51.67	22%	22.47	22.47	74	
22	Board N Buckle	75	Jake Gustafson	M	15	Alpine	21.77	21.49	43.26	7%	7.40	7.40	71	
23	TEAM CMU	3	Tom Benton	M	67	Alpine	25.42	24.73	50.15	20%	20.12	20.12	69	
24	Board N Buckle	73	Steve Renstrom	M	70	Alpine	27.31	26.7	54.01	26%	25.83	25.83	67	
25	TEAM CMU	6	Joni Coleman	F	66	Alpine	29.41	27.42	56.83	30%	29.51	29.51	67	
26	Gear Junction	111	Cole Hanson	M	37	Alpine	23.18	22.6	45.78	12%	12.49	12.49	66	
27	TEAM CMU	9	Melvin Thorson	M	69	Alpine	26.32	25.58	51.9	23%	22.81	22.81	66	
28	Bank of CO	58	Sara Landis	F	44	Alpine	26.71	25.23	51.94	23%	22.87	22.87	66	
29	Board N Buckle	64	Diane Myers	F	60	Telemark	32.17	31.81	63.98	37%	37.39	29.91	64	
30	Board N Buckle	71	Chris Felczak	M	67	Alpine	27.03	26.31	53.34	25%	24.90	24.90	63	
31	Board N Buckle	67	Kent Foster	M	73	Alpine	28.49	27.81	56.3	29%	28.85	28.85	62	
32	POWDERHOR	26	James Miller	M	32	Alpine	23.75	22.39	46.14	13%	13.18	13.18	59	
33	Gear Junction	101	SpeedyRob Han	M	64	Alpine	26.71	25.94	52.65	24%	23.91	23.91	58	
34	TEAM CMU	12	Seth Rockey	M	36	Alpine	23.96	23.38	47.34	15%	15.38	15.38	57	
35	POWDERHOR	31	Kathy Goody	F	55	Alpine	29.38	28.18	57.56	30%	30.40	30.40	56	
36	POWDERHOR	33	Kodi	F	35	Snowboard	31.65	30.65	62.3	36%	35.70	24.99	54	
37	Gear Junction	113	Jeremy Sewell	M	40	Alpine	24.82	23.75	48.57	18%	17.52	17.52	53	

Only the top 5
points scorers from
each team count
each race.

	A	B	C	D	E	F	G	H	I	J	K	L	M	N	O	P	
1	20.97	20.97	TEAM OVERALL RESULTS			Awards:	*TEAM OVERALL NASTAR POINTS RESULTS. (Sort: Team/Team Points)										
2	21.15	21.15															
3	Snowboard	0.30															
4	Telemark	0.20															
5	 Bank of Colorado																
6																	
7																	
8	Par Time Right/Rz20.17																
9	Par Time Left/Blu19.89																
10	Par Total		40.06	Please email eric@allsounddesigns.com with any questions.													
11	Team	Bib	Name	Gender	Age	Discipline	Right Red	Left Blue	Total Time	Par	Handicap	Adj. Handicap	Team Points				
12	Bank of CO	51	Greg Dahl	M	41	Alpine	20.41	19.72	40.13	0%	0	0	107				
13	Bank of CO	49	Ben Holzschuh	M	41	Alpine	22.05	21.92	43.97	9%	9	9	83				
14	Bank of CO	53	Chris Morstad	M	46	Alpine	22.6	22.11	44.71	10%	10	10	80				
15	Bank of CO	40	John Schmidt	M	47	Alpine	22.77	22.51	45.28	12%	12	12	77				
16	Bank of CO	47	Malia Green	F	46	Alpine	25.3	24.88	50.18	20%	20	20	74				
17																	
18	Bank of CO	58	Sara Landis	F	44	Alpine	26.71	25.23	51.94	23%	23	23	65				
19	Bank of CO	54	Jesse Ruland	M	44	Alpine	25.01	24.63	49.64	19%	19	19	49				
20	Bank of CO	57	Eric Landis	M	45	Alpine	25.37	24.88	50.25	20%	20	20	49				
21	Bank of CO	43	Ivan Geer	M	53	Alpine	26.66	26.93	53.59	25%	25	25	47				
22	Bank of CO	42	Sam Meyer	M	43	Alpine	26.89	26.06	52.95	24%	24	24	42				
23	Bank of CO	48	David Nelson	M	41	Snowboa	33.48	32.58	66.06	39%	39	28	38				
24	Bank of CO	50	Kevin Bray	M	44	Alpine	28.48	27.38	55.86	28%	28	28	35				
25	Bank of CO	56	Lee DOBRabide	M	47	Snowboa	37.53	36.52	74.05	46%	46	32	32				
26																	
27	Board N Buckle	60	Matthias Schmick	M	49	Alpine	20.68	19.86	40.54	1%	1	1	107				
28	Board N Buckle	72	Tyson Elliott	M	38	Alpine	20.44	19.81	40.25	0%	0	0	101				
29	Board N Buckle	74	Alaina Brennan	F	35	Alpine	23.75	22.81	46.56	14%	14	14	86				
30	Board N Buckle	63	Alex Avrett	M	61	Alpine	23.44	22.78	46.22	13%	13	13	83				
31	Board N Buckle	70	Karyn Zyvan	F	43	Alpine	24.19	23.82	48.01	17%	17	17	83				
32																	
33	Board N Buckle	61	Kristin Winn	F	74	Alpine	28.86	28.04	56.9	30%	30	30	77				
34	Board N Buckle	75	Jake Gustafson	M	15	Alpine	21.77	21.49	43.26	7%	7	7	71				
35	Board N Buckle	73	Steve Renstrom	M	70	Alpine	27.31	26.70	54.01	26%	26	26	67				
36	Board N Buckle	64	Diane Myers	F	60	Telemark	32.17	31.81	63.98	37%	37	30	64				
37	Board N Buckle	71	Chris Felczak	M	67	Alpine	27.03	26.31	53.34	28%	25	25	68				
38	Board N Buckle	67	Kent Foster	M	73	Alpine	28.49	27.81	56.3	29%	29	29	62				
39	Board N Buckle	69	Orin Zyvan	M	42	Telemark	28.32	28.36	56.68	29%	29	23	44				
40																	
41	Gear Junction	117	Retta Bruegger	F	41	Alpine	25.12	24.52	49.64	19%	19	19	74				
42	Gear Junction	111	Cole Hanson	M	37	Alpine	23.18	22.6	45.78	12%	12	12	66				
43	Gear Junction	101	SpeedyRob Har	M	64	Alpine	26.71	25.94	52.65	24%	24	24	58				
44	Gear Junction	113	Jeremy Sewell	M	40	Alpine	24.82	23.75	48.57	18%	18	18	53				
45	Gear Junction	118	Holt Simmons	M	62	Alpine	27.11	27.08	54.19	26%	26	26	52				
46																	
47	Gear Junction	108	Bryan Wachs	M	61	Telemark	36.12	34.2	70.32	43%	43	34	42				
48	Gear Junction	106	Matt Bell	M	33	Alpine	26.63	25.44	52.07	23%	23	23	41				
49																	
50	Individual	130	Ed Wilcox	M	60	Alpine	32.5	31.41	63.91	37%	37	37	39				
51																	
52	Kaart	87	Stuart Delarosa	M	46	Snowboa	30.04	28.96	59	32%	32	22	47				
53	Kaart	91	Simon Repton	M	50	Alpine	27.96	27.51	55.47	28%	28	28	44				
54	Kaart	88	Brandi Vlasman	F	31	Alpine	29.20	27.33	56.53	29%	29	29	44				
55	Kaart	81	Lisa Thayer	F	62	Alpine	35.05	34.08	69.13	42%	42	42	42				
56	Kaart	92	Robert Boyer	M	46	Alpine	28.78	27.88	56.66	29%	29	29	35				
57																	
58	Kaart	138	Sean McCartney	M	45	alpine	30.16	29.44	59.6	33%	33	33	32				
59	Kaart	85	Aaron Young	M	47	Alpine	33.47	32.2	65.67	39%	39	39	25				

Only the top 5
points scorers from
each team count
each race.

[illegible]

	Team	Bib	Name	Gender	Age	e	Red	Blue	Time	Par	Handicap	Handicap	Points
12	Bank of CO	51	Greg Dahl	M	41	Alpine	20.41	19.72	40.13	0%	0	0	107
13	Bank of CO	49	Ben Holzschuh	M	41	Alpine	22.05	21.92	43.97	9%	9	9	83
14	Bank of CO	43	Chris Morstad	M	46	Alpine	22.6	22.61	44.71	10%	10	10	80
15	Bank of CO	40	John Schmidt	M	47	Alpine	22.77	22.51	45.28	12%	12	12	77
16	Bank of CO	47	Malia Green	F	46	Alpine	25.3	24.88	50.18	20%	20	20	74
17											Top 5 Racers	421	3rd

20	Bank of CO	57 Eric Landis	M	45 Alpine	25.37	24.88	50.25	20%	20	20	49
21	Bank of CO	42 Ivan Geer	M	53 Alpine	26.66	26.93	53.59	25%	25	25	47
22	Bank of CO	42 Sam Meyer	M	43 Alpine	26.89	26.06	52.95	24%	24	24	42
23	Bank of CO	48 David Nelson	M	41 Snowboa	33.48	32.58	66.06	39%	39	28	38


[illegible]

35	Board N Buckle	73	Steve Renstrom	M	70	Alpine	27.31	26.70	54.01	26%	26	26	67
36	Board N Buckle	64	Diane Myers	F	60	Telemark	32.17	31.81	63.98	37%	37	30	64
37	Board N Buckle	71	Chris Felczak	M	67	Alpine	27.03	26.31	53.34	25%	25	25	62

[illegible]

Individual												
Individual	100 Yard Dash	50 Yard Dash	50 Yard Dash	50 Yard Dash	50 Yard Dash	50 Yard Dash	50 Yard Dash	50 Yard Dash	50 Yard Dash	50 Yard Dash	50 Yard Dash	50 Yard Dash
51	Kaart	87	Stuart Delarosa M	46	Snowboa	30.04	28.96	59	32%	32	22	47
52	Kaart	91	Simon Repton M	50	Alpine	27.96	27.51	55	28%	28	28	44
53	Kaart	88	Brandon Vlasman F	31	Alpine	29.20	27.37	56.53	29%	29	29	44
54	Kaart	81	Lisa Thayer F	62	Alpine	35.05	34.05	59.13	27%	42	42	42
55	Kaart	92	Robert Boyer M	46	Alpine	28.75	27.88	56.66	29%	29	29	35
57										Top 5 Racers	212	6th

Points get added
up each race
toward the final
end of year total.

	A	B	C	D	
1	20.97	20.97	TEAM OVERALL RESULTS		
2	21.15	21.15			
3	Snowboard	0.30			
4	Telemark	0.20			
5	 Bank of Colorado				
6					
7					
8					
9	Par Time Right/R	20.17			
10	Par Time Left/L	19.89			
11	Par Total	40.06	Please email eric@allsounddesigns.com for any questions.		
12	Team	Bib	Name	Gender	Age
13	Bank of CO	51	Greg Dahl	M	41
14	Bank of CO	49	Ben Holzschuh	M	41
15	Bank of CO	53	Chris Morstad	M	46
16	Bank of CO	40	John Schmidt	M	47
17	Bank of CO	47	Malia Green	F	46
18	Bank of CO	58	Sara Landis	F	44
19	Bank of CO	54	Jesse Ruland	M	44
20	Bank of CO	57	Eric Landis	M	45
21	Bank of CO	43	Ivan Geer	M	53
22	Bank of CO	42	Sam Meyer	M	43
23	Bank of CO	48	David Nelson	M	41
24	Bank of CO	50	Kevin Bray	M	44
25	Bank of CO	56	Lee DOBRABIDE	M	47
26					
27	Board N Buckle	60	Matthias Schmic	M	49
28	Board N Buckle	72	Tyison Elliott	M	38
29	Board N Buckle	74	Alaina Brennan	F	35
30	Board N Buckle	63	Alex Avrett	M	61
31	Board N Buckle	70	Karyn Zyvan	F	43
32					
33	Board N Buckle	61	Kristin Winn	F	74
34	Board N Buckle	75	Jake Gustafson	M	15
35	Board N Buckle	73	Steve Renstrom	M	70
36	Board N Buckle	64	Diane Myers	F	60
37	Board N Buckle	71	Chris Felczak	M	67
38	Board N Buckle	67	Kent Foster	M	73
39	Board N Buckle	69	Orin Zyvan	M	42
40					
41	Gear Junction	117	Retta Bruegger	F	41
42	Gear Junction	111	Cole Hanson	M	37
43	Gear Junction	101	SpeedyRob Har	M	64
44	Gear Junction	113	Jeremy Sewell	M	40
45	Gear Junction	118	Holt Simmons	M	62
46					
47	Gear Junction	108	Bryan Wachs	M	61
48	Gear Junction	106	Matt Bell	M	33
49					
50	Individual	130	Ed Wilcox	M	60
51					
52	Kaart	87	Stuart Delarosa	M	46
53	Kaart	91	Simon Repton	M	50
54	Kaart	88	Brandi Vlasman	F	31
55	Kaart	81	Lisa Thayer	F	62
56	Kaart	92	Rober Boyer	M	46
57					
58	Kaart	138	Sean McCartney	M	45
59	Kaart	85	Aaron Young	M	47

Last years handicap:

- Females get roughly 30% more points than Male
- Snowboard gets (-) 30%
- Telemark gets (-) 20%

Discipline Handicaps

Alpine

n/a

Snowboard

0.30

Telemark

0.20

Par Time Right/F

20.17

Par Time Left/B/I

19.89

Par Total

40.06

GVRL HANDICAP RESULTS

Awards:

*HANDICAP RESULTS. (Sort: Team Points/Raw Time) !THIS FIRST!

Bank of Colorado

Please email eric@allsounddesigns.com with any questions.

#	Team	Bib	Name	Gender	Age	Discipline	Right Red	Left Blue	Total Time	Par	Handicap	Adj. Handicap	Team Points
1	TEAM CMU	5	Bruce McKay	M	70	Alpine	21.67	21.38	43.05	7%	6.95	6.95	122
2	Bank of CO	51	Greg Dahl	M	41	Alpine	20.41	19.72	40.13	0%	0.17	0.17	107
3	Board N Buckle	60	Matthias Schmid	M	49	Alpine	20.68	19.86	40.54	1%	1.18	1.18	107
4	Board N Buckle	72	Tyson Elliott	M	38	Alpine	20.44	19.81	40.25	0%	0.47	0.47	101
5	TEAM CMU	10	Mason Klebold	M	45	Alpine	21.79	21.17	42.96	7%	6.75	6.75	92
6	POWDERHOR	20	Ryan Schramm	M	46	Alpine	22.05	21.47	43.52	8%	7.95	7.95	89
7	Board N Buckle	74	Alaina Brennan	F	35	Alpine	23.75	22.81	46.56	14%	13.96	13.96	86
8	Bank of CO	49	Ben Holzschuh	M	41	Alpine	22.05	21.92	43.97	9%	8.89	8.89	83
9	Board N Buckle	63	Alex Avrett	M	61	Alpine	23.44	22.78	46.22	13%	13.33	13.33	83
10	Board N Buckle	70	Karyn Zyvan	F	43	Alpine	24.19	23.82	48.01	17%	16.56	16.56	83
11	Bank of CO	53	Chris Morstad	M	46	Alpine	22.60	22.11	44.71	10%	10.40	10.40	80
12	POWDERHOR	34	Chris Parrino	M	52	Alpine	22.95	22.53	45.48	12%	11.92	11.92	80
13	Bank of CO	40	John Schmidt	M	47	Alpine	22.77	22.51	45.28	12%	11.53	11.53	77
14	TEAM CMU	1	Mike Foster	M	55	Alpine	23.51	23.04	46.55	14%	13.94	13.94	77
15	Board N Buckle	61	Kristin Winn	F	74	Alpine	28.86	28.04	56.9	30%	29.60	29.60	77
16	TEAM CMU	13	Jack O'Neal	M	61	Alpine	24.33	23.6	47.93	16%	16.42	16.42	74
17	TEAM CMU	15	Greg Sharpe	M	68	Alpine	24.93	24.2	49.13	18%	18.46	18.46	74
18	Gear Junction	117	Retta Bruegger	F	41	Alpine	25.12	24.52	49.64	19%	19.30	19.30	74
19	Bank of CO	47	Malia Green	F	46	Alpine	25.3	24.88	50.18	20%	20.17	20.17	74
20	TEAM CMU	17	Nici Flann	F	54	Alpine	26.14	25.15	51.29	22%	21.90	21.90	74
21	POWDERHOR	35	Mike Notch	M	70	Alpine	26.1	25.57	51.67	22%	22.47	22.47	74
22	Board N Buckle	75	Jake Gustafson	M	15	Alpine	21.77	21.49	43.26	7%	7.40	7.40	71
23	TEAM CMU	3	Tom Benton	M	67	Alpine	25.42	24.73	50.15	20%	20.12	20.12	69
24	Board N Buckle	73	Steve Renstrom	M	70	Alpine	27.31	26.7	54.01	26%	25.83	25.83	67
25	TEAM CMU	6	Joni Coleman	F	66	Alpine	29.41	27.42	56.83	30%	29.51	29.51	67
26	Gear Junction	111	Cole Hanson	M	37	Alpine	23.18	22.6	45.78	12%	12.49	12.49	66
27	TEAM CMU	9	Melvin Thorson	M	69	Alpine	26.32	25.58	51.9	23%	22.81	22.81	66
28	Bank of CO	58	Sara Landis	F	44	Alpine	26.71	25.23	51.94	23%	22.87	22.87	65
29	Board N Buckle	64	Diane Myers	F	60	Telemark	32.17	31.81	63.98	37%	37.39	29.91	64
30	Board N Buckle	71	Chris Felczak	M	67	Alpine	27.03	26.31	53.34	25%	24.90	24.90	62
31	Board N Buckle	67	Kent Foster	M	73	Alpine	28.49	27.81	56.3	29%	28.85	28.85	62
32	POWDERHOR	26	James Miller	M	32	Alpine	23.75	22.39	46.14	13%	13.18	13.18	59
33	Gear Junction	101	Speedy/Rob Han	M	64	Alpine	26.71	25.94	52.65	24%	23.91	23.91	58
34	TEAM CMU	12	Seth Rockey	M	36	Alpine	23.96	23.38	47.34	15%	15.38	15.38	57
35	POWDERHOR	31	Kathy Goody	F	55	Alpine	29.38	28.18	57.56	30%	30.40	30.40	56
36	POWDERHOR	33	Kodi	F	35	Snowboard	31.65	30.65	62.3	36%	35.70	24.99	54
37	Gear Junction	113	Jeremy Sewell	M	40	Alpine	24.82	23.75	48.57	18%	17.52	17.52	53

Last years handicap:

*Females get roughly 30%

more points than Male

*Snowboard gets (-) 30%

*Telemark gets (-) 20%

NEW 2026 handicap:

*Females get roughly 40%

more points than Male.

*Snowboard gets (-) 45%

*Telemark gets (-) 40%

Discipline Handicaps		GVRL HANDICAP RESULTS	Awards:	
Alpine	n/a		*HANDICAP RESULTS. (Sort: Team Points/Raw Time) [THIS FIRST!]	
Snowboard	0.30			
Telemark	0.20			
Par Time Right/Left		 Bank of Colorado		
20.17/19.89				
Par Total			40.06 Please email eric@allsounddesigns.com with any questions.	



#	Team	Bib	Name	Gender	Age	Discipline	Right Red	Left Blue	Total Time	Par	Handicap	Adj. Handicap	Team Points
1	TEAM CMU	5	Bruce McKay	M	70	Alpine	21.67	21.38	43.05	7%	6.95	6.95	122
2	Bank of CO	51	Greg Dahl	M	41	Alpine	20.41	19.72	40.13	0%	0.17	0.17	107
3	Board N Buckle	60	Matthias Schmid	M	49	Alpine	20.68	19.86	40.54	1%	1.18	1.18	107
4	Board N Buckle	72	Tyson Elliott	M	38	Alpine	20.44	19.81	40.25	0%	0.47	0.47	104
5	TEAM CMU	10	Mason Klebold	M	45	Alpine	21.79	21.17	42.96	7%	6.75	6.75	92
6	POWDERHOR	20	Ryan Schramm	M	46	Alpine	22.05	21.47	43.52	8%	7.95	7.95	89
7	Board N Buckle	74	Alaina Brennan	F	35	Alpine	23.75	22.81	46.56	14%	13.96	13.96	86
8	Bank of CO	49	Ben Holzschuh	M	41	Alpine	22.05	21.92	43.97	9%	8.89	8.89	83
9	Board N Buckle	63	Alex Avrett	M	61	Alpine	23.44	22.78	46.22	13%	13.33	13.33	83
10	Board N Buckle	70	Karyn Zyvan	F	43	Alpine	24.19	23.82	48.01	17%	16.56	16.56	83
11	Bank of CO	53	Chris Morstad	M	46	Alpine	22.60	22.11	44.71	10%	10.40	10.40	80
12	POWDERHOR	34	Chris Parrino	M	52	Alpine	22.95	22.53	45.48	12%	11.92	11.92	80
13	Bank of CO	40	John Schmidt	M	47	Alpine	22.77	22.51	45.28	12%	11.53	11.53	77
14	TEAM CMU	1	Mike Foster	M	55	Alpine	23.51	23.04	46.55	14%	13.94	13.94	77
15	Board N Buckle	61	Kristin Winn	F	74	Alpine	28.86	28.04	56.9	30%	29.60	29.60	77
16	TEAM CMU	13	Jack O'Neal	M	61	Alpine	24.33	23.6	47.93	16%	16.42	16.42	74
17	TEAM CMU	15	Greg Sharpe	M	68	Alpine	24.93	24.2	49.13	18%	18.46	18.46	74
18	Gear Junction	117	Retta Bruegger	F	41	Alpine	25.12	24.52	49.64	19%	19.30	19.30	74
19	Bank of CO	47	Malia Green	F	46	Alpine	25.3	24.88	50.18	20%	20.17	20.17	74
20	TEAM CMU	17	Nici Flann	F	54	Alpine	26.14	25.15	51.29	22%	21.90	21.90	74
21	POWDERHOR	35	Mike Notch	M	70	Alpine	26.1	25.57	51.67	22%	22.47	22.47	74
22	Board N Buckle	75	Jake Gustafson	M	15	Alpine	21.77	21.49	43.26	7%	7.40	7.40	71
23	TEAM CMU	3	Tom Benton	M	67	Alpine	25.42	24.73	50.15	20%	20.12	20.12	69
24	Board N Buckle	73	Steve Renstrom	M	70	Alpine	27.31	26.7	54.01	26%	25.83	25.83	67
25	TEAM CMU	6	Joni Coleman	F	66	Alpine	29.41	27.42	56.83	30%	29.51	29.51	67
26	Gear Junction	111	Cole Hanson	M	37	Alpine	23.18	22.6	45.78	12%	12.49	12.49	66
27	TEAM CMU	9	Melvin Thorson	M	69	Alpine	26.32	25.58	51.9	23%	22.81	22.81	66
28	Bank of CO	58	Sara Landis	F	44	Alpine	26.71	25.23	51.94	23%	22.87	22.87	65
29	Board N Buckle	64	Diane Myers	F	60	Telemark	32.17	31.81	63.98	37%	37.39	37.39	64
30	Board N Buckle	71	Chris Felczak	M	67	Alpine	27.03	26.31	53.34	25%	24.90	24.90	62
31	Board N Buckle	67	Kent Foster	M	73	Alpine	28.49	27.81	56.3	29%	28.85	28.85	62
32	POWDERHOR	26	James Miller	M	32	Alpine	23.75	22.39	46.14	13%	13.18	13.18	59
33	Gear Junction	101	SpeedyRob Han M	M	64	Alpine	26.71	25.94	52.65	24%	23.91	23.91	58
34	TEAM CMU	12	Seth Rockey	M	36	Alpine	23.96	23.38	47.34	18%	15.38	15.38	57
35	POWDERHOR	31	Kathy Goody	F	55	Alpine	29.38	28.18	57.56	30%	30.40	30.40	56
36	POWDERHOR	33	Kodi	F	35	Snowboard	31.65	30.65	62.3	36%	35.70	35.70	54
37	Gear Junction	113	Jeremy Sewell	M	40	Alpine	24.82	23.75	48.57	18%	17.52	17.52	53

1	A	B	C	D	E	F	G	H	I	J	K	L	M	N	O
2		Discipline Handicaps		GVRL HANDICAP RESULTS											
3		Alpine	n/a		Awards:										
4		Snowboard	0.45		*HANDICAP RESULTS. (Sort: Team Points/Raw Time) [THIS FIRST!]										
5		Telemark	0.40												
6															
7		Par Time Right/Left		20.17											
8		Par Time Left/Right		19.89											
9		Par Total		40.06	Please email eric@allsounddesigns.com with any questions.										



#	Team	Bib	Name	Gender	Age	Discipline	Right Red	Left Blue	Total Time	Par	Handicap	Adj. Handicap	Team Points
10	1 TEAM CMU	5	Bruce McKay	M	70	Alpine	21.67	21.38	43.05	7%	6.95	6.95	122
11	2 Bank of CO	51	Greg Dahl	M	41	Alpine	20.41	19.72	40.13	0%	0.17	0.17	107
12	3 Board N Buckle	60	Matthias Schmid	M	49	Alpine	20.68	19.86	40.54	1%	1.18	1.18	107
13	4 Board N Buckle	72	Tyson Elliott	M	38	Alpine	20.44	19.81	40.25	0%	0.47	0.47	104
14	5 TEAM CMU	10	Mason Klebold	M	45	Alpine	21.79	21.17	42.96	7%	6.75	6.75	92
15	6 Board N Buckle	74	Alaina Brennan	F	35	Alpine	23.75	22.81	46.56	14%	13.96	13.96	86
16	7 POWDERHOR	20	Ryan Schramm	M	46	Alpine	22.05	21.47	43.52	8%	7.95	7.95	89
17	8 Board N Buckle	70	Karyn Zyvan	F	43	Alpine	24.19	23.82	48.01	17%	16.56	16.56	83
18	9 Board N Buckle	64	Diane Myers	F	60	Telemark	32.17	31.81	63.98	37%	37.39	37.39	64
19	10 Bank of CO	49	Ben Holzschuh	M	41	Alpine	22.05	21.92	43.97	9%	8.89	8.89	83
20	11 Board N Buckle	63	Alex Avrett	M	61	Alpine	23.44	22.78	46.22	13%	13.33	13.33	83
21	12 Board N Buckle	61	Kristin Winn	F	74	Alpine	28.86	28.04	56.9	30%	29.60	29.60	80
22	13 Bank of CO	53	Chris Morstad	M	46	Alpine	22.60	22.11	44.71	10%	10.40	10.40	80
23	14 POWDERHOR	34	Chris Parrino	M	52	Alpine	22.95	22.53	45.48	12%	11.92	11.92	80
24	15 Gear Junction	117	Retta Bruegger	F	41	Alpine	25.12	24.52	49.64	19%	19.30	19.30	80
25	16 Bank of CO	47	Malia Green	F	46	Alpine	25.3	24.88	50.18	20%	20.17	20.17	80
26	17 TEAM CMU	17	Nici Flann	F	54	Alpine	26.14	25.15	51.29	22%	21.90	21.90	80
27	18 Bank of CO	40	John Schmidt	M	47	Alpine	22.77	22.51	45.28	12%	11.53	11.53	77
28	19 TEAM CMU	1	Mike Foster	M	55	Alpine	23.51	23.04	46.55	14%	13.94	13.94	77
29	20 TEAM CMU	13	Jack O'Neal	M	61	Alpine	24.33	23.6	47.93	16%	16.42	16.42	74
30	21 TEAM CMU	15	Greg Sharpe	M	68	Alpine	24.93	24.2	49.13	18%	18.46	18.46	74
31	22 POWDERHOR	35	Mike Notch	M	70	Alpine	26.1	25.57	51.67	22%	22.47	22.47	74
32	23 Board N Buckle	75	Jake Gustafson	M	15	Alpine	21.77	21.49	43.26	7%	7.40	7.40	71
33	24 Bank of CO	58	Sara Landis	F	44	Alpine	26.71	25.23	51.94	23%	22.87	22.87	71
34	25 TEAM CMU	6	Joni Coleman	F	66	Alpine	29.41	27.42	56.83	30%	29.51	29.51	71
35	26 POWDERHOR	33	Kodi	F	33	Snowboard	31.65	30.65	62.3	36%	35.70	35.70	71
36	27 TEAM CMU	3	Tom Benton	M	67	Alpine	25.42	24.73	50.15	20%	20.12	20.12	69
37	28 Board N Buckle	73	Steve Renstrom	M	70	Alpine	27.31	26.7	54.01	26%	25.83	25.83	67
38	29 Gear Junction	111	Cole Hanson	M	37	Alpine	23.18	22.6	45.78	12%	12.49	12.49	66
39	30 TEAM CMU	9	Melvin Thorson	M	69	Alpine	26.32	25.58	51.9	23%	22.81	22.81	66
40	31 Board N Buckle	71	Chris Felczak	M	67	Alpine	27.03	26.31	53.34	25%	24.90	24.90	62
41	32 Board N Buckle	67	Kent Foster	M	73	Alpine	28.49	27.81	56.3	29%	28.85	28.85	62
42	33 POWDERHOR	31	Kathy Goody	F	55	Alpine	29.38	28.18	57.56	30%	30.40	30.40	62
43	34 POWDERHOR	26	James Miller	M	32	Alpine	23.75	22.39	46.14	13%	13.18	13.18	59
44	35 Gear Junction	101	SpeedyRob Han M	M	64	Alpine	26.71	25.94	52.65	24%	23.91	23.91	58
45	36 POWDERHOR	25	Ryan Robinson	M	44	Snowboard	28.8	28.79	57.59	30%	30.44	30.44	58
46	37 Kaart	87	Stuart Delarosa	M	46	Snowboard	30.04	28.96	59	32%	32.10	32.10	58
47	38 TEAM CMU	12	Seth Rockey	M	36	Alpine	23.96	23.38	47.34	18%	15.38	15.38	57
48	39 POWDERHOR	28	Teanna Allen	F	31	Snowboard	37.17	35.25	72.42	45%	44.68	44.68	57
49	40 Gear Junction	108	Bryan Wachs	M	61	Telemark	36.12	34.2	70.32	43%	43.03	43.03	54
50	41 Gear Junction	113	Jeremy Sewell	M	40	Alpine	24.82	23.75	48.57	18%	17.52	17.52	53
51	42 Board N Buckle	69	Orin Zyvan	M	42	Telemark	28.32	28.36	56.68	23%	25.32	25.32	51
52	43 Gear Junction	118	Holt Simmons	M	62	Alpine	27.11	27.08	54.19	26%	26.07	26.07	52
53	44 Bank of CO	54	Jesse Ruland	M	44	Alpine	25.01	24.63	49.64	19%	19.30	19.30	49
54	45 Bank of CO	57	Eric Landis	M	45	Alpine	25.37	24.88	50.25	20%	20.28	20.28	49
55	46 Bank of CO	42	Ivan Carr	M	52	Alpine	26.66	26.02	52.68	22%	22.88	22.88	49

Raw Speed Matters!

Results are also scored by speed by gender for those interested.

This does not count toward the team results.

	A	B	C	D	E	F	G	H	I	J	K	L	M	N
9	#	Team	Bib	Name	Gender	Age	Discipline	Right Red	Left Blue	Total Time	Par	Handicap	Adj. Handicap	Team Points
10	1	Board N Buckle	74	Alaina Brennan	F	35	Alpine	23.75	22.81	46.56	14%	14	13.96	92
11	2	Board N Buckle	70	Karyn Zyvan	F	43	Alpine	24.19	23.82	48.01	17%	17	16.56	89
12	3	Gear Junction	117	Retta Bruegger	F	41	Alpine	25.12	24.52	49.64	19%	19	19.30	80
13	4	Bank of CO	47	Malia Green	F	46	Alpine	25.3	24.88	50.18	20%	20	20.17	80
14	5	TEAM CMU	17	Nici Flann	F	54	Alpine	26.14	25.15	51.29	22%	22	21.90	80
15	6	Bank of CO	58	Sara Landis	F	44	Alpine	26.71	25.23	51.94	23%	23	22.87	71
16	7	Kaart	88	Brandi Vlasman	F	31	Alpine	29.2	27.33	56.53	29%	29	29.13	47
17	8	TEAM CMU	6	Joni Coleman	F	66	Alpine	29.41	27.42	56.83	30%	30	29.51	71
18	9	Board N Buckle	61	Kristin Winn	F	74	Alpine	28.86	28.04	56.9	30%	30	29.60	83
19	10	POWDERHORN	31	Kathy Goody	F	55	Alpine	29.38	28.18	57.56	30%	30	30.40	62
20	11	POWDERHORN	33	Kodi	F	35	Snowboard	31.65	30.65	62.3	36%	36	24.99	59
21	12	Board N Buckle	64	Diane Myers	F	60	Telemark	32.17	31.81	63.98	37%	37	29.91	67
22	13	Kaart	81	Lisa Thayer	F	62	Alpine	3505%	3408%	69.13	42%	42	42.05	46
23	14	POWDERHORN	28	Teanna Allen	F	31	Snowboard	3717%	3525%	72.42	45%	45	31.28	44
24														
25	1	Bank of CO	51	Greg Dahl	M	41	Alpine	20.41	19.72	40.13	0%	0	0.17	107
26	2	Board N Buckle	72	Tyson Elliott	M	38	Alpine	20.44	19.81	40.25	0%	0	0.47	101
27	3	Board N Buckle	60	Matthias Schmidt	M	49	Alpine	20.68	19.86	40.54	1%	1	1.18	107
28	4	TEAM CMU	10	Mason Klebold	M	45	Alpine	21.79	21.17	42.96	7%	7	6.75	92
29	5	TEAM CMU	5	Bruce McKay	M	70	Alpine	21.67	21.38	43.05	7%	7	6.95	122
30	6	Board N Buckle	75	Jake Gustafson	M	15	Alpine	21.77	21.49	43.26	7%	7	7.40	71
31	7	POWDERHORN	20	Ryan Schramm	M	46	Alpine	22.05	21.47	43.52	8%	8	7.95	89
32	8	Bank of CO	49	Ben Holzschuh	M	41	Alpine	22.05	21.92	43.97	9%	9	8.89	83
33	9	Bank of CO	53	Chris Morstad	M	46	Alpine	22.6	22.11	44.71	10%	10	10.40	80
34	10	Bank of CO	40	John Schmidt	M	47	Alpine	22.77	22.51	45.28	12%	12	11.53	77
35	11	POWDERHORN	34	Chris Parrino	M	52	Alpine	22.95	22.53	45.48	12%	12	11.92	80
36	12	Gear Junction	111	Cole Hanson	M	37	Alpine	23.18	22.6	45.78	12%	12	12.49	66
37	13	POWDERHORN	26	James Miller	M	32	Alpine	23.75	22.39	46.14	13%	13	13.18	59
38	14	Board N Buckle	63	Alex Avrett	M	61	Alpine	23.44	22.78	46.22	13%	13	13.33	83
39	15	TEAM CMU	1	Mike Foster	M	55	Alpine	23.51	23.04	46.55	14%	14	13.94	77
40	16	TEAM CMU	12	Seth Rockey	M	36	Alpine	23.96	23.38	47.34	15%	15	15.38	57